

Qudra-S108/M10H 182mm Half Cell Series 390-410W

108-CELL HALF CUT MONOCRYSTALLINE SOLAR MODULE

Product Advantages



10BB half-cut cell technology

New circuit design, lower internal current, lower Rs loss
Ga doped wafer, attenuation < 2% (1st year) / ≤ 0.55% (Linear)



Significantly lower the risk of hot spot

Special circuit design with much lower hot spot temperature



Lower LCOE

2% more power generation, lower LCOE




Excellent Anti-PID performance

2 times of industry standard Anti-PID test by TÜV SÜD

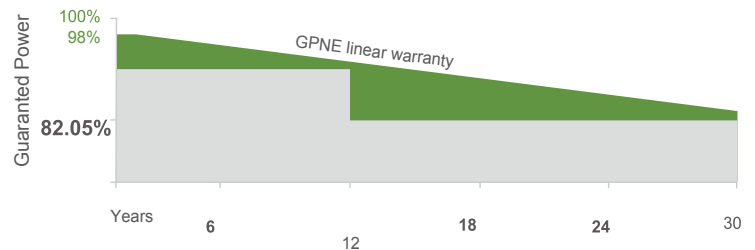


IP68 junction box

High waterproof level



Product Guarantee



Product Certification

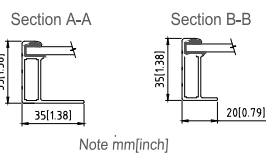
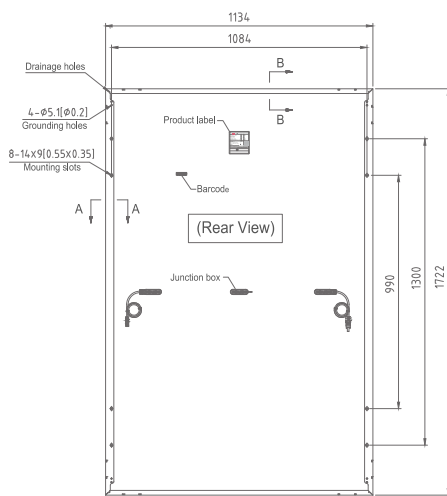



Qudra Renewable Energy Solutions, Ramallah, Palestine

The company reserves the right for explanation on any information presented on this datasheet, and making any necessary adjustments to the information. The specification, features, and certifications given on the datasheet are for indicative purpose, and may slightly deviate in actual products, including due to on-going improvements. The Modules should be carefully handled and installed according to professional instructions.

Qudra-S108/M10H

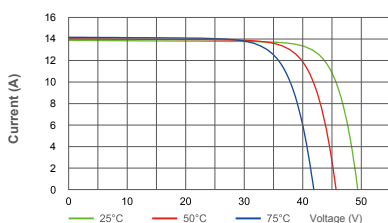
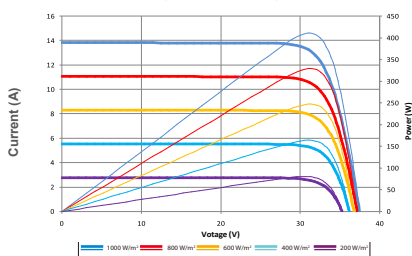
TECHNICAL DRAWINGS



Note mm[inch]

I-V CURVE

Current-Voltage & Power-Voltage Curve (410)



ELECTRICAL PARAMETERS

Performance at STC (Power Tolerance 0 ~ +3%)

Parameter	1	2	3	4	5
Maximum Power (Pmax/W)	410	405	400	395	390
Operating Voltage (Vmpp/V)	31.59	31.38	31.18	30.98	30.76
Operating Current (Impp/A)	12.98	12.91	12.83	12.76	12.69
Open-Circuit Voltage (Voc/V)	37.45	37.24	37.04	36.84	36.62
Short-Circuit Current (Isc/A)	13.88	13.81	13.73	13.66	13.59
Module Efficiency ηm(%)	21.0	20.7	20.5	20.2	19.9

Performance at NMOT

Parameter	1	2	3	4	5
Maximum Power (Pmax/W)	309.6	306.0	302.3	298.6	294.9
Operating Voltage (Vmpp/V)	29.2	29.0	28.8	28.6	28.4
Operating Current (Impp/A)	10.62	10.56	10.50	10.44	10.38
Open-Circuit Voltage (Voc/V)	35.2	35.0	34.8	34.6	34.4
Short-Circuit Current (Isc/A)	11.16	11.10	11.04	10.98	10.93

STC: Irradiance 1000W/m², Cell Temperature 25°C, Air Mass AM1.5 NMOT: Irradiance at 800W/m², Ambient Temperature 20°C, Air Mass AM1.5, Wind Speed 1m/s

MECHANICAL SPECIFICATION

Cell Type	Monocrystalline
Cell Dimensions	182*182mm
Cell Arrangement	108 (6*18)
Weight	22.1kg
Module Dimensions	1724*1134*30mm
Cable Length	Cable length 350mm or customized length
Cable Cross Section Size	TÜV: 4mm ²
Front Glass	3.2mm AR Coating Tempered Glass
No. of Bypass Diodes	3/6
Packing Configuration	36 pcs/Cartron, 936 pcs/40HQ
Frame	Anodized Aluminium Alloy
Junction Box	IP68

OPERATING CONDITIONS

Maximum System Voltage	1500V/DC(IEC)
Operating Temperature	-40°C ~ +85°C
Maximum Series Fuse	25A
Static Loading	Snow Loading: 5400Pa/ Wind Loading: 2400Pa
Conductivity at Ground	≤0.1Ω
Safety Class	II
Resistance	≥100MΩ
Connector	MC4 compatible

TEMPERATURE COEFFICIENT

Temperature Coefficient Pmax	-0.36%/°C
Temperature Coefficient Voc	-0.304%/°C
Temperature Coefficient Isc	+0.050%/°C
NMOT	42±2°C



- UNIPAL building, Fourth Floor, Industrial Zone P.O. 1909, Ramallah, Palestine.
- Qusin junction P.O. 178, Nablus, Palestine



+972 2922446



info@qudra.ps



QudraPs



QudraPs

Qudra

Renewable Energy Solutions